



Ramakrishna Sarada Mission Vivekananda Vidyabhavan

33, SRI MAA SARADA SARANI, DUM DUM, KOLKATA- 700055
WEBSITE: www.rkmsvv.ac.in, Email: rksm.college@gmail.com, Phone: 033-2551 3452

6.5.2 NIRF REPORT

2019-2023

B. Vedavapirana
Principal
Ramakrishna Sarada Mission
Vivekananda Vidyabhavan

InstituteID:IR-1-C-C-C-43370

InstituteName:R.K.SaradaMissionVivekanandaVidyabhavan

FullReport

Sanctioned(Approved)Intake

AcademicYear 2017-18 2016-17 2015-16 2014-15 2013-14 2012-13

UG[3YearsProgram(s)]315 315 315 --- --- ---

PG[2YearsProgram(s)]25 25 --- --- --- ---

TotalActualStudentStrength(Program(s)OfferedbyYourInstitution)

(Allprogramsofallyears)	No.ofMaleStudents	No.ofFemaleStudents	TotalStudents	WithinState(Includingmale&female)	OutsideState(Includingmale&female)	OutsideCountry(Includingmale&female)	EconomicallyBackward(Includingmale&female)	SociallyChallenged(SC+ST+OBCIncludingmale&female)	No.ofstudentsreceivingfulltuitionfeereimbursementfromtheStateandCentralGovernment	No.ofstudentsreceivingfulltuitionfeereimbursementfromInstitutionFunds	No.ofstudentsreceivingfulltuitionfeereimbursementfromthePrivateBodies	No.ofstudentswhoarenotreceivingfulltuitionfeereimbursement
UG[3YearsProgram(s)]	0	369	369	369	0	0	166	150	141	6	10	159
PG[2YearsProgram(s)]	0	12	12	12	0	0	8	4	5	0	0	7

P. V. Lakshmaprasanna
Principal
Ramakrishna Sarada Mission
Vivekananda Vidyabhavan

Placement&HigherStudies

UG[3YearsProgram(s)]:Placement&higherstudiesforprevious3years

AcademicYear	No.offirstyearstudentsintakeintheyear	No.offirstyearstudentsadmittedintheyear	AcademicYear	No.ofstudentsgraduatinginminimumstipulatedtime	No.ofstudentplaced	Mediansalaryofplacedgraduates(AmountinRs.)	No.ofstudentsselectedforHigherStudies
(2013-14)	315	143	(2015-16)	88	1	120000(Onelakhtwentythousandonly)	45
(2014-15)	315	141	(2016-17)	84	0	0(Zero)	47
(2015-16)	315	192	(2017-18)	100	15	240000(Twolakhfortythousandonly)	38

PG[2YearsProgram(s)]:Placement&higherstudiesforprevious3years

AcademicYear	No.offirstyearstudentsintakeintheyear	No.offirstyearstudentsadmittedintheyear	AcademicYear	No.ofstudentsgraduatinginminimumstipulatedtime	No.ofstudentsplaced	Mediansalaryofplacedgraduates(AmountinRs.)	No.ofstudentsselectedforHigherStudies
(2014-15)	0	0	(2015-16)	0	0	0(Zero)	0
(2015-16)	0	0	(2016-17)	0	0	0(Zero)	0
(2016-17)	25	4	(2017-18)	4	0	0(Zero)	0

P. Vedavipaprasa
Principal
Remakrishna Sarada Mission
Vivekananda Vidyabhavan

Financial Resources: Utilised Amount for the Capital & Operational expenditure for previous 3 years

Financial Year	2017-18	2016-17	2015-16
	Utilised Amount	Utilised Amount	Utilised Amount
Annual Capital Expenditure on Academic Activities and Resources (excluding expenditure on buildings)			
Library	94405 (Ninetyfour thousand four hundred and five only)	30950 (Thirty thousand nine hundred and fifty only)	77912 (Seventy seven thousand nine hundred and twelve only)
New Equipment for Laboratories	488225 (Four lakhs eighty eight thousand two hundred and twenty five only)	0 (Zero)	0 (Zero)
Other expenditure on creation of Capital Assets (excluding expenditure on Land and Building)	556065 (Five lakhs fifty six thousand and sixty five only)	717422 (Seven lakhs seventeen thousand four hundred and twenty two only)	406040 (Four lakhs six thousand and forty only)
Annual Operational Expenditure			
Salaries (Teaching and Non Teaching staff)	31948928 (Three crores nineteen lakh forty eight thousand nine hundred and twenty eight only)	29543105 (Two crores ninety five lakh forty three thousand one hundred and five only)	26476564 (Two crores sixty four lakh seventy six thousand five hundred and sixty four only)
Maintenance of Academic Infrastructure or consumables, other running expenditure etc. (excluding maintenance of hostels and allied services)	265129 (Two lakhs sixty five thousand one hundred and twenty nine only)	22339 (Twenty two thousand three hundred and thirty nine only)	68528 (Sixty eight thousand five hundred and twenty eight only)
Seminars/Conferences/Workshops	55374 (Fifty five thousand three hundred and seventy four only)	18512 (Eighteen thousand five hundred and twelve only)	6267 (Six thousand two hundred and sixty seven only)

PCSFacilities:Facilitiesofphysicallychallengedstudents

1.DoyourinstitutionbuildingshaveLifts/Ramps?	Yes,morethan80%ofthebuildings
2.Doyourinstitutionhaveprovisionforwalkingaids,includingwheelchairsandtransportationfromonebuildingtoanotherforhandicappedstudents?	Yes
3.Doyourinstitutionbuildingshavespeciallydesignedtoiletsforhandicappedstudents?	Yes,morethan40%ofthebuildings

FacultyDetails

1.Howmanyfacultymembersofyourinstitutionhavereceivedhighlyreputednational/internationalawards/recognitionfromCentralgovernmentagenciesinthepreviousyear(2017-18)?

0

Srno	Name	Age	Designation	Gender	Qualification	Experience(In Months)	IsAssociated LastYear	Currentlyworking withinstitution?	Joining Date	Leaving Date	Associationtype
1	RumelaBanerjee	60	AssociateProfessor	Female	Ph.D	286	Yes	Yes	07-09-1994	---	Regular
2	DebrupaDas	42	AssociateProfessor	Female	M.A	186	Yes	Yes	06-01-2003	---	Regular
3	AnurimaSaha	34	AssistantProfessor	Female	M.A	15	Yes	Yes	05-05-2017	---	Regular
4	KabitaNath	47	AssistantProfessor	Female	Ph.D	204	Yes	Yes	02-07-2001	---	Regular
5	SarmishthaDutta	59	AssociateProfessor	Female	Ph.D	348	Yes	Yes	01-07-	---	Regular

									1989		
6	TanjuDutta	42	AssistantProfessor	Female	M.A	179	Yes	Yes	01-08-2003	---	Regular
7	RohiniDHarmapal	44	AssistantProfessor	Female	Ph.D	120	Yes	Yes	01-07-2008	---	Regular
8	ChaitiMitra	50	AssociateProfessor	Female	Ph.D	261	Yes	Yes	09-03-1999	---	Regular
9	RakhiGhosh	48	AssociateProfessor	Female	Ph.D	232	Yes	Yes	01-03-1999	---	Regular
10	GargiGangopadhyay	44	AssistantProfessor	Female	Ph.D	212	Yes	Yes	06-11-2000	---	Regular
11	SomaMarik	55	AssociateProfessor	Female	Ph.D	375	Yes	Yes	24-04-1997	---	Regular
12	PanchaliMajumdar	48	AssociateProfessor	Female	Ph.D	254	Yes	Yes	02-05-1997	---	Regular
13	SunetraMitra	44	AssistantProfessor	Female	Ph.D	210	Yes	Yes	26-09-2002	---	Regular
14	PravrajikaBhaswaraprana	73	Dean/Principal/Director/ViceChancellor	Female	M.A	575	Yes	Yes	15-08-1970	---	Regular
15	PravrajikaVedarupaprana	54	Other	Female	M.A	305	Yes	Yes	05-02-1993	---	Regular
16	BidishaChatterjee	43	AssociateProfessor	Female	Ph.D	187	Yes	Yes	02-01-2003	---	Regular

17	AnuradhaSadhukhan	49	AssistantProfessor	Female	M.Phil	192	Yes	Yes	01-07-2002	---	Regular
18	SabitaChaudhuri	58	AssociateProfessor	Female	Ph.D	379	Yes	Yes	14-07-2001	---	Regular
19	PayalBoseBiswas	37	AssistantProfessor	Female	Ph.D	139	Yes	Yes	09-12-2006	---	Regular
20	SaheliRoychowdhury	40	AssistantProfessor	Female	Ph.D	139	Yes	Yes	15-12-2006	---	Regular
21	Sanjulal	38	AssistantProfessor	Female	M.A.(PoliticalScience)	120	Yes	Yes	07-07-2008	---	Regular
22	SaberiRakshit	43	AssistantProfessor	Female	Ph.D	181	Yes	Yes	02-06-2003	---	Regular
23	SanghamitraMukherjee	41	AssistantProfessor	Female	Ph.D	180	Yes	Yes	09-07-2003	---	Regular
24	DebaratiChakroborty	33	Lecturer	Female	M.A	115	Yes	Yes	03-12-2008	---	Adhoc/Contractual
25	DebashreeBhattacharya	38	Lecturer	Female	M.A.(Economics)	124	Yes	Yes	04-08-2008	---	Adhoc/Contractual
26	DolanBhattacharya	51	Lecturer	Female	M.A	312	Yes	Yes	01-07-1992	---	Adhoc/Contractual
27	DwaitaDey	37	Lecturer	Female	M.A	166	Yes	Yes	12-01-2005	---	Adhoc/Contractual
28	RumaRoy	57	Lecturer	Female	M.A	120	Yes	Yes	14-07-2008	---	Adhoc/Contractual

29	SheliDutta	37	Lecturer	Female	Ph.D	132	Yes	Yes	16-07-2007	---	Adhoc/Contractual
30	AditiDas	36	AssistantProfessor	Female	M.A	96	Yes	Yes	01-07-2010	---	Regular
31	AmritaSardar Pramanick	40	AssistantProfessor	Female	M.Sc.	14	Yes	Yes	21-06-2017	---	Regular

P. Vedaampapana
Principal
Ramakrishna Sarada Mission
Vivekananda Vidyabhavan

National Institutional Ranking Framework
 Ministry of Human Resource Development
 Government of India
 Welcome to Data Capturing System: COLLEGE

Submitted Institute Data for NIRF'2020'

Institute Name: R. K. Sarada Mission Vivekananda Vidyabhavan [IR-C-C-43370]

Sanctioned (Approved) Intake

Academic Year	2018-19	2017-18	2016-17	2015-16	2014-15	2013-14
UG [3 Years Program(s)]	365	315	315	-	-	-
PG [2 Year Program(s)]	25	25	-	-	-	-

Total Actual Student Strength (Program(s) Offered by Your Institution)

(All programs of all years)	No. of Male Students	No. of Female Students	Total Students	Within State (Including male & female)	Outside State (Including male & female)	Outside Country (Including male & female)	Economically Backward (Including male & female)	Socially Challenged (SC+ST+OBC Including male & female)	No. of students receiving full tuition fee reimbursement from the State and Central Government	No. of students receiving full tuition fee reimbursement from Institution Funds	No. of students receiving full tuition fee reimbursement from the Private Bodies	No. of students who are not receiving full tuition fee reimbursement
UG [3 Years Program(s)]	0	359	359	357	2	0	129	156	177	42	1	65
PG [2 Year Program(s)]	0	19	19	19	0	0	9	7	12	1	0	3

Placement & Higher Studies

UG [3 Years Program(s)]: Placement & higher studies for previous 3 years

Academic Year	No. of first year students intake in the year	No. of first year students admitted in the year	Academic Year	No. of students graduating in minimum stipulated time	No. of students placed	Median salary of placed graduates(Amount in Rs.)	No. of students selected for Higher Studies
2014-15	315	141	2016-17	84	0	0(Zero)	47
2015-16	315	192	2017-18	100	15	240000(Two lakhs forty thousand only)	38
2016-17	315	190	2018-19	102	3	417600(Four lakhs seventeen thousand six hundred only)	45

PG [2 Years Program(s)]: Placement & higher studies for previous 3 years

Academic Year	No. of first year students intake in the year	No. of first year students admitted in the year	Academic Year	No. of students graduating in minimum stipulated time	No. of students placed	Median salary of placed graduates(Amount in Rs.)	No. of students selected for Higher Studies
2015-16	0	0	2016-17	0	0	0(Zero)	0
2016-17	25	4	2017-18	4	0	0(Zero)	0
2017-18	25	8	2018-19	8	0	144000(One lakh and forty four thousand only)	0

P. V. Venkateshwararao
 Principal
 Ramakrishna Sarada Mission
 Vivekananda Vidyabhavan

Village Adoption

Have your institute adopted any village under Unnat Bharat Scheme?

NO

Faculty Details

Srno	Name	Age	Designation	Gender	Qualification	Experience (In Months)	Is Associated Last Year	Currently working with institution?	Joining Date	Leaving Date	Association type
1	Debashree Bhattacharya	39	Lecturer	Female	M.A.(Economics)	131	Yes	Yes	04-08-2008	--	Adhoc / Contractual
2	Kabita Nath	48	Assistant Professor	Female	Ph.D	216	Yes	Yes	02-07-2001	--	Regular
3	Sarmistha Dutta	60	Associate Professor	Female	Ph.D	360	Yes	Yes	01-07-1989	--	Regular
4	Tanju Datta	43	Associate Professor	Female	M.A	191	Yes	Yes	01-08-2003	--	Regular
5	Rohini Dharmapal	45	Assistant Professor	Female	Ph.D	132	Yes	Yes	01-07-2008	--	Regular
6	Anuradha Sadhukhan	50	Associate Professor	Female	M. Phil	204	Yes	Yes	01-07-2002	--	Regular
7	Saberi Rakshit	44	Associate Professor	Female	Ph.D	193	Yes	Yes	02-06-2003	--	Regular
8	Debarati Chakroborty	34	Lecturer	Female	Ph.D	127	Yes	Yes	03-12-2008	--	Adhoc / Contractual
9	Rumela Banerjee	60	Associate Professor	Female	Ph.D	295	Yes	Yes	09-07-1994	--	Regular
10	Devrupa Das	43	Associate Professor	Female	M.A	199	Yes	Yes	01-06-2003	--	Regular
11	Anurima Saha	35	Assistant Professor	Female	M.A	27	Yes	Yes	05-05-2017	--	Regular
12	Chaiti Mitra	51	Associate Professor	Female	Ph.D	273	Yes	Yes	03-09-1999	--	Regular
13	Rakhi Ghosh	48	Associate Professor	Female	Ph.D	244	Yes	Yes	03-01-1999	--	Regular
14	Gargi Gangopadhyay	45	Assistant Professor	Female	Ph.D	226	Yes	Yes	06-11-2000	--	Regular
15	Soma Marik	56	Associate Professor	Female	Ph.D	389	Yes	Yes	24-04-1997	--	Regular
16	Sunetra Mitra	45	Assistant Professor	Female	Ph.D	228	Yes	Yes	26-09-2002	--	Regular
17	Bidisha Chatterjee	44	Associate Professor	Female	Ph.D	198	Yes	Yes	01-02-2003	--	Regular
18	Sabita Chaudhuri	59	Associate Professor	Female	Ph.D	391	Yes	Yes	14-07-2001	--	Regular
19	Payal Bose Biswas	38	Assistant Professor	Female	Ph.D	151	Yes	Yes	09-12-2006	--	Regular

	Saheli Roychowdhury	41	Assistant Professor	Female	Ph.D	151	Yes	Yes	15-12-2006	--	Regular
21	Sanju Lal	38	Assistant Professor	Female	M.A	138	Yes	Yes	07-07-2008	--	Regular
22	Sanghamitra Mukherjee	42	Assistant Professor	Female	Ph.D	198	Yes	Yes	07-09-2003	--	Regular
23	Dolan Bhattacharya	52	Lecturer	Female	M.A	324	Yes	Yes	07-01-1992	--	Adhoc / Contractual
24	Dwaita De	37	Lecturer	Female	M.A	174	Yes	Yes	12-01-2005	--	Adhoc / Contractual
25	Ruma Roy	58	Lecturer	Female	M.A	132	Yes	Yes	14-07-2008	--	Adhoc / Contractual
26	Sheli Dutta	39	Lecturer	Female	Ph.D	144	Yes	Yes	16-07-2007	--	Adhoc / Contractual
27	Amrita Sardar Pramanik	41	Assistant Professor	Female	M.Sc.	26	Yes	Yes	21-06-2017	--	Regular
28	Pravrajika Bhaswaraprana	74	Dean / Principal / Director / Vice Chancellor	Female	M.A	587	Yes	Yes	15-08-1970	--	Regular
29	Pravrajika Vedarupaprana	55	Other	Female	M.A	317	Yes	Yes	02-05-1993	--	Regular
30	Aditi Das	37	Assistant Professor	Female	M.A	108	Yes	Yes	07-01-2010	--	Regular
31	Panchali Majumdar	49	Associate Professor	Female	Ph.D	266	Yes	Yes	05-02-1997	--	Regular

P. Vedarupaprana
Principal
Rameshrishna Sarada Mission
Vivekananda Vidyabhavan

National Institutional Ranking Framework

Ministry of Education

Government of India

Welcome to Data Capturing System: COLLEGE

Submitted Institute Data for NIRF'2021'

Institute Name: R. K. Sarada Mission Vivekananda Vidyabhavan [IR-C-C-43370]

Sanctioned (Approved) Intake

Academic Year	2019-20	2018-19	2017-18	2016-17	2015-16	2014-15
UG [3 Years Program(s)]	365	365	315	-	-	-
PG [2 Year Program(s)]	25	25	-	-	-	-

Total Actual Student Strength (Program(s) Offered by Your Institution)

(All programs of all years)	No. of Male Students	No. of Female Students	Total Students	Within State (Including male & female)	Outside State (Including male & female)	Outside Country (Including male & female)	Economically Backward (Including male & female)	Socially Challenged (SC+ST+OBC Including male & female)	No. of students receiving full tuition fee reimbursement from the State and Central Government	No. of students receiving full tuition fee reimbursement from Institution Funds	No. of students receiving full tuition fee reimbursement from the Private Bodies	No. of students who are not receiving full tuition fee reimbursement
UG [3 Years Program(s)]	0	380	380	378	2	0	163	120	170	28	25	60
PG [2 Year Program(s)]	0	17	17	17	0	0	8	7	7	0	0	8

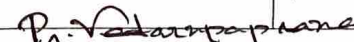
Placement & Higher Studies

UG [3 Years Program(s)]: Placement & higher studies for previous 3 years

Academic Year	No. of first year students intake in the year	No. of first year students admitted in the year	Academic Year	No. of students graduating in minimum stipulated time	No. of students placed	Median salary of placed graduates(Amount in Rs.)	No. of students selected for Higher Studies
2015-16	315	192	2017-18	100	15	240000(Two lakhs forty thousand only)	38
2016-17	315	190	2018-19	102	3	417600(Four lakhs seventeen thousand six hundred only)	45
2017-18	315	169	2019-20	94	13	300000(Three lakhs only)	71

PG [2 Years Program(s)]: Placement & higher studies for previous 3 years

Academic Year	No. of first year students intake in the year	No. of first year students admitted in the year	Academic Year	No. of students graduating in minimum stipulated time	No. of students placed	Median salary of placed graduates(Amount in Rs.)	No. of students selected for Higher Studies
2016-17	25	4	2017-18	4	0	0(Zero)	0
2017-18	25	8	2018-19	8	1	144000(One lakh forty four thousand only)	0


Principal
 Ramakrishna Sarada Mission
 Vivekananda Vidyabhavan

2018-19	25	11	2019-20	9	1	216000(Two lakhs and sixteen thousand only)	0
---------	----	----	---------	---	---	---	---

Financial Resources: Utilised Amount for the Capital expenditure for previous 3 years

Academic Year	2019-20	2018-19	2017-18
	Utilised Amount	Utilised Amount	Utilised Amount
Annual Capital Expenditure on Academic Activities and Resources (excluding expenditure on buildings)			
Library	36743 (Thirty six thousand seven hundred and forty three only)	71628 (Seventy one thousand six hundred and twenty eight only)	94405 (Ninety four thousand four hundred and five only)
New Equipment for Laboratories	0 (Zero)	166522 (one lakh sixty six thousand five hundred and twenty two only)	488225 (Four lakhs eighty eight thousand two hundred and twenty five only)
Other expenditure on creation of Capital Assets (excluding expenditure on Land and Building)	830220 (Eight lakhs thirty thousand two hundred and twenty only)	184737 (One lakh eighty four thousand seven hundred and thirty seven only)	556065 (Five lakhs fifty six thousand and sixty five only)

Financial Resources: Utilised Amount for the Operational expenditure for previous 3 years

Academic Year	2019-20	2018-19	2017-18
	Utilised Amount	Utilised Amount	Utilised Amount
Annual Operational Expenditure			
Salaries (Teaching and Non Teaching staff)	39229630 (Three crores ninety two lakhs twenty nine thousand six hundred and thirty only)	36804260 (Three crores sixty eight lakhs four thousand two hundred and sixty only)	31948928 (Three crores nineteen lakhs forty eight thousand nine hundred and twenty eight only)
Maintenance of Academic Infrastructure or consumables and other running expenditures(excluding maintenance of hostels and allied services,rent of the building, depreciation cost, etc)	716230 (Seven lakhs sixteen thousand two hundred and thirty only)	1359498 (Thirteen lakhs fifty nine thousand four hundred and ninety eight only)	265129 (Two lakhs sixty five thousand one hundred and twenty nine only)
Seminars/Conferences/Workshops	49894 (Forty nine thousand eight hundred and ninety four only)	29561 (Twenty nine thousand five hundred and sixty one only)	55374 (Fifty five thousand three hundred and seventy four only)

CS Facilities: Facilities of physically challenged students

1. Do your institution buildings have Lifts/Ramps?	Yes, more than 80% of the buildings
2. Do your institution have provision for walking aids, including wheelchairs and transportation from one building to another for handicapped students?	Yes
3. Do your institution buildings have specially designed toilets for handicapped students?	Yes, more than 40% of the buildings

Faculty Details

Srno	Name	Age	Designation	Gender	Qualification	Experience (In Months)	Is Associated Last Year	Currently working with Institution?	Joining Date	Leaving Date	Association type
	Sarmistha Dutta	61	Associate Professor	Female	Ph.D	373	Yes	Yes	01-07-1989	-	Regular
	Tanika Deb Roy	28	Other	Female	M.A	32	Yes	Yes	12-11-2018	-	Regular
	Kabita Nath	49	Assistant Professor	Female	Ph.D	229	Yes	Yes	02-07-2001	-	Regular
	Rakhi Ghosh	49	Associate Professor	Female	Ph.D	257	Yes	Yes	03-01-1999	-	Regular


 P. V. Adarshaparna
 Principal
 Ramakrishna Sarada Mission
 Vivekananda Vidyabhavan

5	Sanghamitra Mukherjee	43	Assistant Professor	Female	Ph.D	204	Yes	Yes	09-07-2003	--	Regular
6	Debashree Bhattacharya	40	Other	Female	M.A.(Economics)	144	Yes	Yes	04-08-2008	--	Regular
7	Aditi Das	38	Assistant Professor	Female	M.A	120	Yes	Yes	01-07-2010	--	Regular
8	Rumela Banerjee	61	Associate Professor	Female	Ph.D	311	Yes	Yes	09-07-1994	--	Regular
9	Anurima Saha	36	Assistant Professor	Female	M.A	39	Yes	Yes	05-05-2017	--	Regular
10	Chaiti Mitra	52	Associate Professor	Female	Ph.D	303	Yes	Yes	03-09-1999	--	Regular
11	Gargi Gangopadhyay	46	Assistant Professor	Female	Ph.D	236	Yes	Yes	06-11-2000	--	Regular
12	Soma Marik	57	Associate Professor	Female	Ph.D	400	Yes	Yes	24-04-1997	--	Regular
13	Sunetra Mitra	46	Assistant Professor	Female	Ph.D	240	Yes	Yes	26-09-2002	--	Regular
14	Bidisha Chatterjee	45	Associate Professor	Female	Ph.D	209	Yes	Yes	01-02-2003	--	Regular
15	Sabita Chaudhuri	60	Associate Professor	Female	Ph.D	407	Yes	Yes	14-07-2001	--	Regular
16	Payal Bose Biswas	39	Assistant Professor	Female	Ph.D	163	Yes	Yes	09-12-2006	--	Regular
17	Saheli Roychowdhury	42	Assistant Professor	Female	Ph.D	163	Yes	Yes	15-12-2006	--	Regular
18	Sanju Lal	39	Assistant Professor	Female	M.A	144	Yes	Yes	07-07-2008	--	Regular
19	Dolan Bhattacharya	53	Other	Female	M.A	337	Yes	Yes	01-07-1992	--	Adhoc / Contractual
20	Dwaita De	38	Other	Female	M.A	186	Yes	Yes	12-01-2005	--	Regular
21	Ruma Roy	59	Other	Female	M.A	240	Yes	Yes	14-07-2008	--	Regular
22	Sheli Dutta	40	Other	Female	Ph.D	156	Yes	Yes	16-07-2007	--	Regular
23	Amrita Sardar Pramanik	42	Assistant Professor	Female	M.Sc.	37	Yes	Yes	21-06-2017	--	Regular
24	Pravrajika Bhaswaraprana	75	Dean / Principal / Director / Vice Chancellor	Female	M.A	599	Yes	Yes	15-08-1970	--	Regular
25	Pravrajika Vedarupaprana	56	Other	Female	M.A	329	Yes	Yes	02-05-1993	--	Regular
26	Tanju Datta	44	Associate Professor	Female	M.A	204	Yes	Yes	01-08-2003	--	Regular
27	Rohini Dharmapal	46	Assistant Professor	Female	Ph.D	144	Yes	Yes	01-07-2008	--	Regular
28	Anuradha Sadhukhan	51	Associate Professor	Female	M. Phil	216	Yes	Yes	01-07-2002	--	Regular

P. Vedarupaprana

Principal

Ramakrishna Sarada Mission
Visvesvaraya Vidyabhavan

29	Saberi Rakshit	45	Associate Professor	Female	Ph.D	206	Yes	Yes	02-06-2003	--	Regular
30	Debarati Chakroborty	35	Other	Female	Ph.D	139	Yes	Yes	03-12-2008	--	Regular
31	Panchali Majumdar	50	Associate Professor	Female	Ph.D	278	Yes	Yes	05-02-1997	--	Regular
32	Devrupa Das	44	Associate Professor	Female	M.A	210	Yes	Yes	06-01-2003	--	Regular
33	Anasua Chatterjee	34	Assistant Professor	Female	Ph.D	11	Yes	Yes	02-09-2019	--	Regular
34	Sanchali Bhattacharya	42	Assistant Professor	Female	Ph.D	11	Yes	Yes	02-09-2019	--	Regular
35	Bisaka Blone	27	Assistant Professor	Female	M.A.(Sociology)	11	Yes	Yes	02-09-2019	--	Regular
36	Kanika Das	25	Other	Female	M.Sc.	18	Yes	Yes	10-07-2019	--	Regular
37	Nibedita Deb	29	Other	Female	M.Sc.	59	Yes	Yes	14-01-2016	--	Regular
38	Upasana Karmakar Modak	26	Other	Female	M.A.(Sociology)	26	Yes	Yes	23-10-2017	--	Regular
39	Suchetona Pal	28	Other	Female	M. Phil	29	Yes	Yes	06-07-2018	--	Regular
40	Sreejaya Chatterjee	34	Other	Female	MA(MC): M.A.Mass Communication	119	Yes	Yes	04-12-2010	--	Regular
41	Aiswarjya Banerjee	25	Other	Female	M.A	18	Yes	Yes	07-01-2019	--	Regular
12	Apama Chakroborty	27	Other	Female	M.A.(Sociology)	20	Yes	Yes	16-11-2018	--	Regular
13	Indrani Chakroborty	44	Other	Female	M.A.(Economics)	74	Yes	Yes	30-10-2014	--	Regular
4	Maitrayee Sarkar	30	Other	Female	M. Phil	56	Yes	Yes	18-07-2016	--	Regular
5	Moumita De	30	Other	Female	M.A	59	Yes	Yes	25-08-2015	--	Regular
6	Mousumi Mukherjee	30	Other	Female	M.A	12	Yes	Yes	08-07-2019	--	Regular
7	Nibedita Banerjee	28	Other	Female	M.A	59	Yes	Yes	31-08-2015	--	Regular
8	Reshmi Ray	47	Other	Female	M.Sc.	71	Yes	Yes	21-08-2014	--	Regular
9	Soma Mukhopadhyay	36	Other	Female	M.Sc.	24	Yes	Yes	08-08-2018	--	Regular
10	Sumana Metya	27	Other	Female	M.A	15	Yes	Yes	05-04-2019	--	Regular
11	Sushobhana Pal	26	Other	Female	M.Sc.	24	Yes	Yes	10-07-2018	--	Regular
12	Nabanita Bhattacharya	43	Other	Female	MA(MC): M.A.Mass Communication	29	Yes	Yes	10-07-2018	--	Regular

P. Vedampapana
 Principal
 Ramakrishna Sarada Mission
 Vivekananda Vidyabhavan

National Institutional Ranking Framework
Ministry of Education
Government of India
Welcome to Data Capturing System: COLLEGE

Submitted Institute Data for NIRF²⁰²²

Institute Name: R. K. Sarada Mission Vivekananda Vidyabhavan [IR-C-C-43370]

Sanctioned (Approved) Intake

Academic Year	2020-21	2019-20	2018-19	2017-18	2016-17	2015-16
UG [3 Years Program(s)]	270	365	365	-	-	-
PG [2 Year Program(s)]	25	25	-	-	-	-

Total Actual Student Strength (Program(s) Offered by Your Institution)

(All programs of all years)	No. of Male Students	No. of Female Students	Total Students	Within State (Including male & female)	Outside State (Including male & female)	Outside Country (Including male & female)	Economically Backward (Including male & female)	Socially Challenged (SC+ST+OBC Including male & female)	No. of students receiving full tuition fee reimbursement from the State and Central Government	No. of students receiving full tuition fee reimbursement from Institution Funds	No. of students receiving full tuition fee reimbursement from the Private Bodies	No. of students who are not receiving full tuition fee reimbursement
UG [3 Years Program(s)]	0	424	424	420	4	0	177	121	154	6	10	128
PG [2 Year Program(s)]	0	16	16	16	0	0	9	6	5	0	0	10

Placement & Higher Studies

UG [3 Years Program(s)]: Placement & higher studies for previous 3 years

Academic Year	No. of first year students intake in the year	No. of first year students admitted in the year	Academic Year	No. of students graduating in minimum stipulated time	No. of students placed	Median salary of placed graduates(Amount in Rs.)	No. of students selected for Higher Studies
2016-17	315	190	2018-19	102	3	417600(Four lakhs seventeen thousand six hundred only)	45
2017-18	315	169	2019-20	94	13	300000(Three lakhs only)	71
2018-19	365	167	2020-21	111	5	240000(Two laks and forty thousand only)	61

PG [2 Years Program(s)]: Placement & higher studies for previous 3 years

Academic Year	No. of first year students intake in the year	No. of first year students admitted in the year	Academic Year	No. of students graduating in minimum stipulated time	No. of students placed	Median salary of placed graduates(Amount in Rs.)	No. of students selected for Higher Studies
2017-18	25	8	2018-19	8	1	144000(One lakh forty four thousand only)	0
2018-19	25	11	2019-20	9	1	216000(Two lakhs sixteen thousand only)	0

P. V. Subramanian
Principal

R. K. Sarada Mission
Vivekananda Vidyabhavan

2019-20	25	7	2020-21	7	0	0(Zero)	0
---------	----	---	---------	---	---	---------	---

Financial Resources: Utilised Amount for the Capital expenditure for previous 3 years

Academic Year	2020-21	2019-20	2018-19
	Utilised Amount	Utilised Amount	Utilised Amount
Annual Capital Expenditure on Academic Activities and Resources (excluding expenditure on buildings)			
Library	50549 (Fifty thousand five hundred and forty nine only)	36743 (Thirty six thousand seven hundred and forty three only)	71628 (Seventy one thousand six hundred and twenty eight only)
New Equipment for Laboratories	0 (Zero)	0 (Zero)	166522 (One lakh sixty six thousand five hundred and twenty two only)
Other expenditure on creation of Capital Assets (excluding expenditure on Land and Building)	83991 (Eighty three thousand nine hundred and ninety one only)	830220 (Eight lakhs thirty thousand two hundred and twenty only)	184737 (One lakh eighty four thousand seven hundred and thirty seven only)

Financial Resources: Utilised Amount for the Operational expenditure for previous 3 years


Academic Year	2020-21	2019-20	2018-19
	Utilised Amount	Utilised Amount	Utilised Amount
Annual Operational Expenditure			
Salaries (Teaching and Non Teaching staff)	56822279 (Five crores sixty eight lakhs twenty two thousand two hundred and seventy nine only)	392296630 (Three crores ninety two lakhs twenty nine thousand six hundred and thirty only)	36804260 (Three crores sixty eight lakhs four thousand two hundred and sixty only)
Maintenance of Academic Infrastructure or consumables and other running expenditures(excluding maintenance of hostels and allied services,rent of the building, depreciation cost, etc)	165952 (One lakh sixty five thousand nine hundred and fifty two only)	716230 (Seven lakhs sixteen thousand two hundred and thirty only)	1359498 (Thirteen lakhs fifty nine thousand four hundred and ninety eight only)
Seminars/Conferences/Workshops	0 (Zero)	49894 (Forty nine thousand eight hundred and ninety four only)	29561 (Twenty nine thousand five hundred and sixty one only)

PCS Facilities: Facilities of physically challenged students


1. Do your institution buildings have Lifts/Ramps?	Yes, more than 80% of the buildings
2. Do your institution have provision for walking aids, including wheelchairs and transportation from one building to another for handicapped students?	Yes
3. Do your institution buildings have specially designed toilets for handicapped students?	Yes, more than 40% of the buildings

Faculty Details

Srno	Name	Age	Designation	Gender	Qualification	Experience (In Months)	Currently working with institution?	Joining Date	Leaving Date	Association type
1	Sarmistha Dutta	62	Associate Professor	Female	Ph.D	391	Yes	01-07-1989	-	Regular
2	Tanika Deb Roy	29	Other	Female	M.A	44	Yes	12-11-2018	-	Regular
3	Kabita Nath	50	Assistant Professor	Female	Ph.D	241	Yes	02-07-2001	-	Regular
4	Chaiti Mitra	53	Associate Professor	Female	Ph.D	326	Yes	03-09-1999	-	Regular
5	Gargi Gangopadhyay	47	Assistant Professor	Female	Ph.D	248	Yes	06-11-2000	-	Regular
6	Soma Marik	58	Associate Professor	Female	Ph.D	412	Yes	24-04-1997	-	Regular


P. Vedavijayakumar
Principal
Rameshwara Sarada Mission
Vivekananda Vidyabhavan

7	Sunetra Mitra	47	Assistant Professor	Female	Ph.D	252	Yes	26-09-2002	--	Regular
8	Bidisha Chatterjee	46	Associate Professor	Female	Ph.D	221	Yes	01-02-2003	--	Regular
9	Sabita Chaudhuri	61	Associate Professor	Female	Ph.D	414	Yes	14-07-2001	--	Regular
10	Payal Bose Biswas	40	Assistant Professor	Female	Ph.D	175	Yes	09-12-2006	--	Regular
11	Saheli Roychowdhury	43	Assistant Professor	Female	Ph.D	175	Yes	15-12-2006	--	Regular
12	Sanju Lal	40	Assistant Professor	Female	M.A	156	Yes	07-07-2008	--	Regular
13	Dolan Bhattacharya	54	Other	Female	M.A	349	Yes	01-07-1992	--	Regular
14	Dwaita De	39	Other	Female	M.A	198	Yes	12-01-2005	--	Regular
15	Sheli Dutta	41	Other	Female	Ph.D	168	Yes	16-07-2007	--	Regular
16	Amrita Sardar Pramanik	43	Assistant Professor	Female	M.Sc.	49	Yes	21-06-2017	--	Regular
17	Pravrajika Vedarupaprana	57	Dean / Principal / Director / Vice Chancellor	Female	M.A	396	Yes	02-05-1993	--	Regular
18	Tanju Datta	45	Associate Professor	Female	M.A	216	Yes	01-08-2003	--	Regular
19	Rohini Dharmapal	47	Assistant Professor	Female	Ph.D	156	Yes	01-07-2008	--	Regular
20	Anuradha Sadhukhan	52	Associate Professor	Female	M. Phil	228	Yes	01-07-2002	--	Regular
21	Saberi Rakshit	46	Associate Professor	Female	Ph.D	218	Yes	02-06-2003	--	Regular
22	Debarati Chakroborty	36	Other	Female	Ph.D	151	Yes	03-12-2008	--	Regular
23	Panchali Majumdar	51	Associate Professor	Female	Ph.D	290	Yes	05-02-1997	--	Regular
24	Devrupa Das	45	Associate Professor	Female	M.A	222	Yes	06-01-2003	--	Regular
25	Anasua Chatterjee	35	Assistant Professor	Female	Ph.D	23	Yes	02-09-2019	--	Regular
26	Sanchali Bhattacharya	43	Assistant Professor	Female	Ph.D	23	Yes	02-09-2019	--	Regular
27	Bisaka Blone	28	Assistant Professor	Female	M.A.(Sociology)	23	Yes	02-09-2019	--	Regular
28	Kanika Das	26	Other	Female	M.Sc.	25	Yes	10-07-2019	--	Regular
29	Nibedita Deb	30	Other	Female	M.Sc.	66	Yes	14-01-2016	--	Regular
30	Rakhi Ghosh	50	Associate Professor	Female	Ph.D	269	Yes	03-01-1999	--	Regular
31	Sanghamitra Mukherjee	44	Assistant Professor	Female	Ph.D	216	Yes	09-07-2003	--	Regular
32	Debashree Bhattacharya	41	Other	Female	M.A.(Economics)	156	Yes	04-08-2008	--	Regular
33	Aditi Das	39	Assistant Professor	Female	M.A	132	Yes	01-07-2010	--	Regular
34	Rumela Banerjee	62	Associate Professor	Female	Ph.D	323	Yes	09-07-1994	--	Regular
35	Anurima Saha	37	Assistant Professor	Female	M.A	51	Yes	05-05-2017	--	Regular


Principal
Rashtreeya Sarada Mission
Vivekananda Vidyabhan

36	Upasana Karmakar Modak	27	Other	Female	M.A.(Sociology)	45	Yes	23-10-2017	--	Regular
37	Suchetona Pal	29	Other	Female	M. Phil	31	Yes	06-07-2018	--	Regular
38	Sreejaya Chatterjee	35	Other	Female	MA(MC): M.A.Mass Communication	131	Yes	04-12-2010	--	Regular
39	Aiswarjya Banerjee	26	Other	Female	M.A	30	Yes	07-01-2019	--	Regular
40	Aparna Chakraborty	28	Other	Female	M.A.(Sociology)	36	Yes	16-11-2018	--	Regular
41	Indrani Chakraborty	45	Other	Female	M.A.(Economics)	93	Yes	30-10-2014	--	Regular
42	Maitrayee Sarkar	31	Other	Female	M. Phil	80	Yes	18-07-2016	--	Regular
43	Moumita De	31	Other	Female	M.A	77	Yes	25-08-2015	--	Regular
44	Mousumi Mukherjee	31	Other	Female	M.A	24	Yes	08-07-2019	--	Regular
45	Nibedita Banerjee	29	Other	Female	M.A	71	Yes	31-08-2015	--	Regular
46	Reshmi Ray	48	Other	Female	M.Sc.	85	Yes	21-08-2014	--	Regular
47	Soma Mukhopadhyay	37	Other	Female	M.Sc.	36	Yes	08-08-2018	--	Regular
48	Sumana Metya	28	Other	Female	M.A	27	Yes	05-04-2019	--	Regular
49	Sushobhana Pal	27	Other	Female	M.Sc.	36	Yes	10-07-2018	--	Regular
50	Nabanita Bhattacharya	44	Other	Female	MA(MC): M.A.Mass Communication	41	Yes	10-07-2018	--	Regular

P. Vedavyasa

Principal

**Ramakrishna Sarada Mission
Vivekananda Vidyabhavan**

National Institutional Ranking Framework

Ministry of Education

Government of India

Welcome to Data Capturing System: COLLEGE

Submitted Institute Data for NIRF'2023'

Institute Name: R. K. Sarada Mission Vivekananda Vidyabhavan [IR-C-C-43370]

Sanctioned (Approved) Intake

Academic Year	2021-22	2020-21	2019-20	2018-19	2017-18	2016-17
UG [3 Years Program(s)]	270	270	365	-	-	-
PG [2 Year Program(s)]	25	25	-	-	-	-

Total Actual Student Strength (Program(s) Offered by Your Institution)

(All programs of all years)	No. of Male Students	No. of Female Students	Total Students	Within State (Including male & female)	Outside State (Including male & female)	Outside Country (Including male & female)	Economically Backward (Including male & female)	Socially Challenged (SC+ST+OBC Including male & female)	No. of students receiving full tuition fee reimbursement from the State and Central Government	No. of students receiving full tuition fee reimbursement from Institution Funds	No. of students receiving full tuition fee reimbursement from the Private Bodies	No. of students who are not receiving full tuition fee reimbursement
UG [3 Years Program(s)]	0	433	433	432	1	0	236	156	185	12	0	195
PG [2 Year Program(s)]	0	31	31	31	0	0	18	8	23	0	0	3

Placement & Higher Studies

UG [3 Years Program(s)]: Placement & higher studies for previous 3 years

Academic Year	No. of first year students intake in the year	No. of first year students admitted in the year	Academic Year	No. of students graduating in minimum stipulated time	No. of students placed	Median salary of placed graduates(Amount in Rs.)	No. of students selected for Higher Studies
2017-18	315	169	2019-20	94	13	300000(Three lakhs only)	71
2018-19	365	167	2020-21	111	5	240000(Two lakhs and forty thousand only)	61
2019-20	365	232	2021-22	129	24	233000(Two lakhs and thirty three thousand)	73

PG [2 Years Program(s)]: Placement & higher studies for previous 3 years

Academic Year	No. of first year students intake in the year	No. of first year students admitted in the year	Academic Year	No. of students graduating in minimum stipulated time	No. of students placed	Median salary of placed graduates(Amount in Rs.)	No. of students selected for Higher Studies
2018-19	25	11	2019-20	9	1	144000(One lakh forty four thousand only)	0
2019-20	25	7	2020-21	7	1	216000(Two lakhs and sixteen thousand only)	0
2020-21	25	9	2021-22	8	0	0(Zero)	1

P. V. Venkatesh Prasad

Principal

Ramakrishna Sarada Mission
Vivekananda Vidyabhavan

9	Saheli Roychowdhury	44	Assistant Professor	Female	Ph.D	187	Yes	15-12-2006	--	Regular
10	Sanju Lal	41	Assistant Professor	Female	M.A	168	Yes	07-07-2008	--	Regular
11	Dolan Bhattacharya	55	Other	Female	M.A	361	Yes	01-07-1992	--	Regular
12	Tanika Deb Roy	30	Other	Female	M.A	56	Yes	12-11-2018	--	Regular
13	Kabita Nath	51	Assistant Professor	Female	Ph.D	253	Yes	02-07-2001	--	Regular
14	Dwaita Dey	40	Other	Female	M.A	210	Yes	12-01-2005	--	Regular
15	Sheli Dutta	42	Other	Female	Ph.D	180	Yes	16-07-2007	--	Regular
16	Amrita Sardar Pramanik	44	Assistant Professor	Female	M.Sc.	61	Yes	21-06-2017	--	Regular
17	Pravrajika Vedarupaprana	58	Dean / Principal / Director / Vice Chancellor	Female	M.A	408	Yes	02-05-1993	--	Regular
18	Tanju Datta	46	Associate Professor	Female	M.A	228	Yes	01-08-2003	--	Regular
19	Rohini Dharmapal	48	Assistant Professor	Female	Ph.D	168	Yes	01-07-2008	--	Regular
20	Anuradha Sadhukhan	53	Associate Professor	Female	M. Phil	240	Yes	01-07-2002	--	Regular
21	Saberi Rakshit	47	Associate Professor	Female	Ph.D	230	Yes	02-06-2003	--	Regular
22	Debarati Chakroborty	37	Other	Female	Ph.D	163	Yes	03-12-2008	--	Regular
23	Panchali Majumdar	52	Associate Professor	Female	Ph.D	302	Yes	05-02-1997	--	Regular
24	Devrupa Das	46	Associate Professor	Female	M.A	234	Yes	06-01-2003	--	Regular
25	Anasua Chatterjee	36	Assistant Professor	Female	Ph.D	35	Yes	02-09-2019	--	Regular
26	Sanchali Bhattacharya	44	Assistant Professor	Female	Ph.D	35	Yes	02-09-2019	--	Regular
27	Bisaka Blone	29	Assistant Professor	Female	M.A.(Sociology)	35	Yes	02-09-2019	--	Regular
28	Kanika Das	27	Other	Female	M.Sc.	37	Yes	10-07-2019	--	Regular
29	Nibedita Deb	31	Other	Female	M.Sc.	78	Yes	14-01-2016	--	Regular
30	Rakhi Ghosh	51	Associate Professor	Female	Ph.D	281	Yes	03-01-1999	--	Regular
31	Sanghamitra Mukherjee	45	Assistant Professor	Female	Ph.D	228	Yes	09-07-2003	--	Regular
32	Debashree Bhattacharya	42	Other	Female	M.A.(Economics)	168	Yes	04-08-2008	--	Regular
33	Aditi Das	40	Assistant Professor	Female	M.A	145	Yes	01-07-2010	--	Regular
34	Rumela Banerjee	63	Associate Professor	Female	Ph.D	335	Yes	09-07-1994	--	Regular
35	Anurima Saha	38	Assistant Professor	Female	M.A	63	Yes	05-05-2017	--	Regular
36	Upasana Karmakar Modak	28	Other	Female	M.A.(Sociology)	57	Yes	23-10-2017	--	Regular
37	Suchetona Pal	30	Other	Female	M. Phil	48	Yes	06-07-2018	--	Regular

Pr. Vedarupaprana
Principal
Ramakrishna Sarada Mission
Vivekananda Vidyabhavan

38	Sreejaya Chatterjee	36	Other	Female	MA(MC): M.A.Mass Communication	143	Yes	04-12-2010	-	Regular
39	Aiswarjya Banerjee	27	Other	Female	M.A	42	Yes	07-01-2019	--	Regular
40	Aparna Chakraborty	29	Other	Female	M.A.(Sociology)	48	Yes	16-11-2018	-	Regular
41	Indrani Chakraborty	46	Other	Female	M.A.(Economics)	93	Yes	30-10-2014	-	Regular
42	Maitrayee Sarkar	32	Other	Female	M. Phil	92	Yes	18-07-2016	-	Regular
43	Moumita De	32	Other	Female	M.A	89	Yes	25-08-2015	-	Regular
44	Mousumi Mukherjee	32	Other	Female	M.A	36	Yes	08-07-2019	-	Regular
45	Nibedita Banerjee	30	Other	Female	M.A	83	Yes	31-08-2015	-	Regular
46	Reshmi Ray	49	Other	Female	M.Sc.	95	Yes	21-08-2014	-	Regular
47	Soma Mukhopadhyay	38	Other	Female	M.Sc.	48	Yes	08-08-2018	-	Regular
48	Sumana Metya	29	Other	Female	M.A	39	Yes	05-04-2019	-	Regular
49	Sushobhana Pal	28	Other	Female	M.Sc.	48	Yes	10-07-2018	-	Regular
50	Nabanita Bhattacharya	45	Other	Female	MA(MC): M.A.Mass Communication	53	Yes	10-07-2018	-	Regular

P. V. Vaidyanathan
Principal
Ramakrishna Sarada Mission
Vivekananda Vidyabhavan